


Cargo Door Hinge Service Bulletin

We have noticed that the cargo door hinges can seize with winter use and travel especially in salty/corrosive conditions. Upon replacement and inspection of defective units we have determined the cause to be lack of lubrication. The hinge is a high quality extruded aluminum part with a stainless hinge pin, everything is assembled dry, and when any salt gets to the pin it can seize up rather easily, it does not take much salt spray to cause this. Follow the instructions below to prevent this from occurring.


- With the door closed and latched, remove the plastic end plug




- With a long pin punch, gently tap the hinge pin out



- Spray lubricant into the pin bore, Fluid Film is a great lubricant for this as it is wax based



- Tap pin back in, wipe off excess lubricant, and tap end plugs back in



- The plugs have a light press fit, they are also glued from the factory, the gluing process requires the hinge to be completely dry and oil free, this is also what causes the issue of hinge seizure. We will be looking for an alternative plug for the pin bore in case the originals get damaged or won't stay in place after lubricating.

